

May 2024



# Photogram



Chuck Bruton



## Table of Contents

Page 1.....	Cover by, Chuck Bruton Featured Artist
Page 2.....	Table of Contents Image by Chuck Bruton
Page 3-4.....	President's Page
Page 5-9.....	May Meetings and Events
Page 10.....	Field Trips
Page 11.....	2nd Thursday Chairman
Page 13-19.....	Featured Artist Chuck Bruton
Page 19.....	PSA News
Page 20-21.....	Spring Scavenger Hunt Results
Page 22-23.....	1st Quarterly Competition Results
Page 24.....	Publicity
Page 25 .....	Social Media Page
Page 26.....	Board Members

## Welcome New Members...

Jennifer Fischer  
Cindy Ramsey




**What type of photography intrigues you?**  
**What genre of photography do you want to learn and/or improve?**  
**By Susan Gettys - President, Southwest Missouri Camera Club**

I have always enjoyed viewing abstract photography and trying to figure out how the photographer achieved the look of a particular photo. It is also interesting to try to figure out what the picture depicts. There is mystery and allure to this type of photography. I am beginning to explore how to photograph more in this genre.

One specific type of abstract is Intentional Camera Movement (ICM). I have watched a few videos by Stephanie Johnson from the Out of Chicago Blog and have tried a few of her techniques. The top two photos are the tulips blooming in front of Evangel College. I took many photos to get a few that I liked. I tried to get the effect of the camera's movement but still allow the viewer to figure out the photo's subject. I still have work to do. The bottom two are of fall trees and leaves along the James River. Chuck Bruton posted another source for learning ICM a while back, which I need to view. Thank you, Chuck, for sharing that information. Here is the link to the information:

<https://www.alanbrownphotography.com/icm-technique-summary>





Another type of abstract photography involves close-ups, where you can play with scale and focus on details. Sometimes, this removes the context of where the photo was taken and instead focuses on shadows, textures, and lighting of individual components of an object. I have a few images focusing on textures taken in Yellowstone National Park on the

SuperTrip in 2019. In these photos, I cropped close to get out all background distractions so I could focus only on the texture part of the photo.



Here are a few other miscellaneous abstract photographs. The first two are patterns in the fabric. The bottom photo has a painterly effect added to the image in Topaz Studio. As you



can see, a wide variety of photographs would be considered abstract. That is what makes this fun! My next piece of abstract photography to learn is double exposure within the camera. There is never a limit to what you can learn about your camera and how you take photos. Challenge yourself to learn something new this year. Share with the club what you know!

# MAY MEETINGS AND EVENTS CALENDAR

## May & June 2024

**May 2 & May 4 – FIELD TRIP: Downtown Springfield Architecture Walk – Meet at History Museum at 10 a.m**

**May 9 – MEETING: Using “Zones” for Black and White –** The Education Committee will set up stations with items of strong contrast to practice using these zones. Bring your camera. REMINDER: Used frames for sale. PICK UP YOUR EXHIBIT PRINTS.

**May 11 – FIELD TRIP: Alley Spring Mill, Rocky Falls, Falling Spring Mill & Wild Horses – Meet at Walmart on Independence at 8:00 a.m.**

**May 23 – MEETING: 2nd Quarter Competition Results. Linda Wise & Suzanne Bopp – “Milky Way Photography & Post-Processing.”** Prints due for Exhibit at Nathanael Greene Botanical Center – **Summer (8 matted only photos).**

**June 1 – EXHIBIT: Team Exhibit Talk & Opening – The Coven Collective – “Route 66”**

**June 8 – FIELD TRIP: Commercial Street Architecture Walk – Meet at Masonic Building on Boonville at 10:00 a.m.**

**June 7 – Brennan Nicole Milky Way Workshop (Backup date June 8)**

**June 13 – MEETING: Hyperlocal Distance & Black & White Landscapes –** The Education Committee will have stations set up to practice using these techniques. Bring your camera. Sign up for SWMCC Booth-Empire Fair for July 25-August 3.

**June 27 – MEETING: Gary Shever – “Before and After, an Artist’s Journey.”**

**June 28 – Gary Shever – Advanced Photoshop Workshop, Nathanael Greene Botanical Center, 3:45-7:45 pm**

**June 30 – Gary Shever – Beginner Photoshop Workshop, Nathanael Greene Botanical Center, 1:30-5:30 pm**

**Both workshops will be held at the Nathanael Greene Botanical Center at 2400 S. Scenic Avenue, in their East Half Room at a cost of \$70 for each class. Bring your laptop with updated versions of Lightroom Classic and Photoshop.**

### Additional Club Exhibit:

August 1: Historical Architecture, Ozark Library (need 20 matted/framed photos)–drop off at library 5:30-6:30 PM

September 26: Fall, Nathanael Greene Botanical Center (need 8 matted only photos)

November 14: Nature Christmas, Nathanael Greene Botanical Center (need 8 matted only photos)

### Team Exhibits:

June 1-28: The Coven Collective – “Route 66” - Jane Ballard, Maryjane Boyd, David J Eslick, Cynthia June, Valerie Rippey

July 6: The Library Center – “Ozarks Waterways” - Jana Anderson, Lori Decker, Sony Hocklander, Rachelle Leonardo, Elaine Miller

August 3: Schweitzer Brentwood Library – “National Parks” – Susan Gettys, LuAnn Smith, David Strong



October 26: Nixa Library – “Abstract” – Jane Ballard, Susan Gettys, Elaine Miller

## Member News

**Jane Anderson**-Honored to have my image, **Rosa Bubbles**, selected for the PhotoSphere 2024 Exhibit, currently on display.



**Susan Gattys**- I recently placed in the General Federation of Women's Clubs (GFWC) of Missouri state convention photo contest. I won three first-place awards and one second-place award. Here are my winning photos:



**Sony Bartocci Hocklander**- Please visit my booth at ArtsFest this weekend on Walnut Street! I'll be at booth location No. 55, south side of Walnut Street.



**May 23, 2024 Meeting**  
at the Brentwood Christian Church  
1900 E Barataria St

**7:00 p.m. Linda Wise & Suzanne Bopp**  
**Topic: Milky Way Photography & Post-Processing"**

Stacked vs. Single shot

Panorama

Tracked image

Processing with Starry Night Stacker (mac) or  
Stellarium (windows)

Blended Images

Using DXO Prime 3

Lightroom

Photoshop

Linda Wise and Suzanne Bopp are club members with extensive photography experience, particularly in the are of Milky Way Photography.





Hal Mitzenmacher will be hosting a Milky Way workshop for us on September 7th. Hal conducts hands-on workshops on Milky Way imaging, star trails and light painting both here in the Ozarks area and nationwide. **You can enroll for the workshop online or at a meeting. Limited spots are available.** Hal will also be joining us at the June 7th Milky Way Workshop with Brennen Nicole Photography.

You can find a wealth of information on Hal's website:

<https://www.mitzenmacher.net/blog/>


## Brennen Nicole Photography Milky Way Workshop

**At Lost Valley Park in Ponca, Arkansas**

**9:30 p.m. to 1:00 a.m. June 7th with backup date of June 8th**

**Limited spots available. Cost of workshop: \$65**

We hope you can join us at our June 7<sup>th</sup> Milky Way Workshop! The location we will be shooting from is a flat, grassy area, very close to parking. Members signing up for the workshop will receive an email copy of Brennen's Milky Way course. Our in-person training will encompass how to shoot the Milky Way—including correct camera settings for stars, night focusing tips, how to set up composition at night, the basics of stacking photos & post processing, low level lighting and light painting. Just a couple openings left. Enroll for workshop at a meeting or online. Contact Jana Anderson with any questions at [jana.p.anderson@gmail.com](mailto:jana.p.anderson@gmail.com) or through Facebook messenger.





## Gary Shaver Photoshop Workshops

Gary Shaver is a member of SWMCC who moved to Florida several years ago. He teaches Adobe Lightroom and Photoshop courses across the country and has taught several workshops for our club in the past. He will be speaking at our Thursday, June 27<sup>th</sup> meeting and he will be teaching the following two Photoshop Workshops for SWMCC at the Botanical Center at 2400 S. Scenic Avenue, in their East Half Room at a cost of \$70 for each class:

1. **Advanced** Photoshop Workshop, Friday, June 28<sup>th</sup> from 3:45 p.m. to 7:45 p.m.
2. **Beginner** Photoshop Workshop, Sunday, June 30<sup>th</sup> from 1:30 p.m. to 5:30 p.m.

You can see examples of his work on his public Facebook page. He will take you through his workflow, starting with importing photos into Lightroom and processing them in Photoshop. The number of attendees for the workshop will be limited to 25. You will need to have the current version of Lightroom and Photoshop on your laptop. You may want to bring an extension cord and a drink with a lid.

If you would like to attend one of the workshops, you can **sign up at our next meeting**. Please make your \$70 check payable to SWMCC (or pay cash, we are unable to accept debit cards) and specify which class you want to attend, Advanced or Beginners. You can also pay through PayPal by going to the club website menu tab "Join Club/Payments", then scroll to bottom of the page to find the Gary Shaver Workshop Icons. If you wish to attend both classes, the cost will be \$140. If you have any questions, you can message or email Jana Anderson.

## FIELD TRIPS

We have some exciting field trips planned, with a little something for everyone!

A downtown architecture shoot on Saturday, May 4, at 10 AM. We will meet in front of the History Museum.

On May 11, we will head for the Eminence area to see Alley Mill, Rocky Falls, and Falling Springs Mill. I'm open to other ideas for this trip. I would love to find wild horses! I've made a couple trips looking for them, but I haven't had any luck yet. We will meet at the Walmart (SE corner of the parking lot) at 2021 E. Independence at 8 AM.

On May 18, we'll strike off for Devil's Den State Park in Northwest Arkansas at 8 AM from the SE corner of the Walmart parking lot at 2021 E. Independence.

June 1 finds us back in Springfield for an architecture walk. Please gather at the Masonic Lodge on Commercial Street.

The architecture walk will be followed by an evening NEON photoshoot on June 6 at 7 PM; meet in front of the History Museum and bring your tripod.

We have a trip to Wilson's Creek on June 15, meeting at the visitor's center at 9 AM.

We will be heading Eastbound on Route 66 on June 29, starting at the East side of the parking lot for the Walmart on Kearney and Glenstone, leaving at 8 AM.



The old schoolhouse at Alley Mill

## 2ND THURSDAY CHAIRMAN DAVID STOTTS

Welcome to spring!

With spring comes a plethora of things to do. Among all the chores and fun things that come with spring, there also comes many chances to get out and shoot. Much like in the fall, the spring brings an abundance of color and a lot of us would rather be shooting the colors of spring than the drab grays of winter.

However, we often forget with spring comes dramatic skies, contrasty light and shadow, and let's not forget rainy days with a few thunderstorms. These conditions provide a chance to test out your black and white photography skills. Thunderstorms offer a great chance to try your hand at high contrast black and white photography, and rainy days give us a great chance to try much the same while having to stay inside.

Of late, I have been playing with a bit of light and shadow while I have been stuck indoors. High contrast black and white has proven to be quite a challenge for me. So, I have spent some time reading and trying to understand the "Zone System". I have also searched YouTube for the same. With that said, I may be starting to get the hang of it.

This 2<sup>nd</sup> Thursday is about getting a little understanding of the "Zone System". I hope you will also find it helpful.



## FEATURED PHOTOGRAPHER FOR MAY



# CHUCK BRUTON



My involvement in the visual realm began in high school when I was a photo engraver for our county weekly newspaper. At the time, I was the last of just two people in the Texas Panhandle to do this process, and the youngest. I also learned all about cropping during that time. During my junior college time, I majored in Radio/TV production and worked at a local TV station in Amarillo. Starting out as a cameraman as that was before our station converted to color.

After graduating from the junior college, I joined the Navy and was stationed aboard a repair ship for river boats landing craft in the rivers of Vietnam. It was during this time that I bought my first real camera a Canon 35mm QTL. During my time served in the rivers, I was a boatswain mate (deck hand) and worked in the sail locker making gun covers, awnings and such. Before returning to the states, I applied to go to the Department of Defense Information School and was accepted. I received 70 hours of accredited journalism. My last two years in the Navy, I was a photojournalist at the Naval Air Station in Kingsville Texas, the training station for pilots to land on aircraft carriers.

After the Navy, rather than accepting a job with the Corpus Christi Caller Times, I returned to Amarillo and the TV station. My interest in photography then was only during vacations and special occasions.

I began camera club competition in 1994 and I've been involved in camera clubs ever since.

My photo collage on this first page shows some of my early SLR images in Vietnam and at NAS Kingsville.

The next two pages of images are also scanned slides from the film days. All the others are digital as the cameras had improved. Canon 30D-Canon 5D MKIII-Canon R5.

## A Sailor's SLR camera

This is a collage of images from aboard  
the ship in the MeKong Delta


And

Life on the flight line at NAS Kingsville



## SCANNED SLIDES





Scanned slides before digital



Merlin from one of the  
Camera Club field trips at  
National Tiger Sanctuary

One of my favorite images from Red Oak II years ago most likely from a camera club field trip. This old van is at another location now and repainted





Butterflies in the Botanical Garden





Table Top Flowers



## Table Top Objects



## Landscapes



## Automotive Art



## Automotive



## Downtown scenes





**Wild Birds &  
Front Window  
Birds**



## **PSA INTERCLUB COMPETITION ROUND #2 AND #3**

All of the third round images for the PSA Interclub Competition have been submitted! Now we wait...

Sorry I missed the Scavenger Hunt results meeting. I was "modeling" for the BCFO's "A Time to Share" event! Congrats to the winners!

## Spring 2024 Scavenger Hunt Results

### Friends in Low Places

1<sup>st</sup> Place - “At a Snail’s Pace” - Susan Gettys

2<sup>nd</sup> Place - “Determination - Times Two!” - Lori Long

3<sup>rd</sup> Place - “A Stroll Along the Hoodoos” - Rachelle Leonardo



### Letters

1<sup>st</sup> Place - “Letters” - LuAnn Tincher



### Mirror Image

1<sup>st</sup> Place - “Meet in the Middle” - Ted Pagel

2<sup>nd</sup> Place - “Double Trouble” - Lori Decker

3<sup>rd</sup> Place - “Pond Reflections” - Jane Ballard



## What's for Dinner?

1<sup>st</sup> Place - "On a Roll" - Ted Pagel

2<sup>nd</sup> Place - "College Street Diner" - Sue Nevatt

3<sup>rd</sup> Place - "Ramen Tonight" - Rachelle Leonardo



## Your Favorite Beatles' Song

1<sup>st</sup> Place - "You've Got a Friend" - Sue Nevatt

2<sup>nd</sup> Place - "Rain" - Susan Gettys

3<sup>rd</sup> Place - "Here Comes the Sun" - Rachelle Leonardo





## What Am I?

1<sup>st</sup> Place - "What Am I?/Four Ladies Dancing" - Lori Decker

2<sup>nd</sup> Place - "Purple Haze/Purple Crocus" - Jane Ballard

3<sup>rd</sup> Place - "Polka Dot Pop/Potted Polka Dots" - Lori Long



## 1st Quarter Competition Results

We are following a new protocol for judging Quarterly Competitions in 2024. Photos in the three categories (Beginner, Intermediate, Advanced) are sent to the Photographic Society of America (PSA) and judged by three judges. The three judges judge each photo on a five-point scale. The maximum possible score during each quarter is 15 points. In each category, 1st, 2nd, and 3rd place winners are awarded. Points are accumulated from each of the four Quarterly Competitions, Spring and Fall Scavenger Hunt winners, and exhibit participation. At the end of the year, the person with the most points in each of the three categories is recognized as the Photographer of the Year in the respective category.



### **Beginner Winners for 1<sup>st</sup> Quarter**

(Left column)

1<sup>st</sup> Place - "Grandpa's Study" - David Stotts

2<sup>nd</sup> Place - "An Official Conscience" - Maryjane Boyd

(Top of page - right column)

3<sup>rd</sup> Place Tie - "Salute" - Sue Nevatt

3<sup>rd</sup> Place Tie - "A Paper Rose" - Ross Payton

3<sup>rd</sup> Place Tie - "Otavalo" - Mark Diaz

3<sup>rd</sup> Place Tie - "Snowy Egret Drinking" - Eric Bosch

3<sup>rd</sup> Place Tie - "Tranquil Reflection" - Lori Long

### **Intermediate Winners for 1<sup>st</sup> Quarter**

1<sup>st</sup> Place - "That's Gonna Hurt in the Morning" - Steve Holmes

2<sup>nd</sup> Place - "Yellowstone Falls" - David Strong

3<sup>rd</sup> Place Tie - "Artist's Point" - Susan Gettys

3<sup>rd</sup> Place Tie - "Glorious Gooseberry Falls" - Jana Anderson



### **Advanced Winners for 1<sup>st</sup> Quarter**

1<sup>st</sup> Place Tie - "Deconstructed Daisy" - Elaine Miller

1<sup>st</sup> Place Tie - "Wasatch Cabin" - Richard Baumann

2<sup>nd</sup> Place - "Fired Up" - Ted Pagel

3<sup>rd</sup> Place Tie - "Falls Finale" - Lori Good

3<sup>rd</sup> Place Tie - "Winter Lace" - Sony Bartocci

Hocklander

3<sup>rd</sup> Place Tie - "A Moment of Grief Varenasi" - Owen Single



## PUBLICITY

The new updated brochures are here. If you know of a place of business that could be a good outlet for these, let me know. You can email me at [lorijdecker@gmail.com](mailto:lorijdecker@gmail.com) Currently we have them at Bedford Camera, TCI Graphics and at some of our photo exhibits.

We will be promoting the club at the Ozark Empire Fair again this year. Keep July 25 through August 3 on your calendar! We will need volunteers to sit at the table and help promote the club during the fair. More details on the exhibit and to sign up will be coming later.



### SOUTHWEST MISSOURI CAMERA CLUB

SPRINGFIELD, MISSOURI



## SOCIAL MEDIA

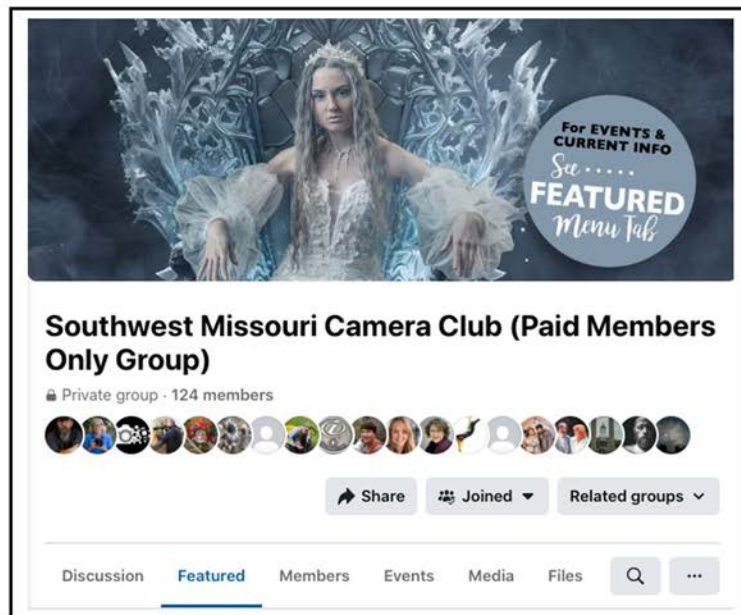
New 2024 Website Passcode: **GreatShot!**



**PRIVATE GROUP**  
for MEMBERS ONLY

**Southwest Missouri Camera Club**  
(Paid Members Only Group)

[www.facebook.com/groups/swmcc](http://www.facebook.com/groups/swmcc)



### To Find Current Announcements & Club News:


- Go to the Facebook Members' Group (above). We recommend that you bookmark this in your browser.
- In MENU BAR below cover image (shown above), click **Featured**.
- Scroll through current posts to locate details of current meetings, competitions, field trips, exhibits as well as other club news items.
- If you have trouble locating what you are looking for, please feel free to post a question in the group or contact the appropriate chairperson through Facebook messenger.

**WEBSITE ACCESS to MEMBERS ONLY INFORMATION**

[www.swmocameraclub.org](http://www.swmocameraclub.org)



home about calendar activities join club/payments contact **members only**



### To Find Details related to Competition & Exhibits (instructions, submission forms, etc):

- Go to the SWMCC website (top of column). We recommend that you bookmark this website.
- In MENU BAR at top of landing page (shown above), click MEMBERS ONLY.
- Enter the 2024 MEMBERS ONLY PASSCODE: **GreatShot!** (includes exclamation point)
- Scroll the page for instructions and button links to relevant documents available to view or download.



@SWMCC\_cameraclub

[https://www.instagram.com/SWMCC\\_cameraclub](https://www.instagram.com/SWMCC_cameraclub)



**Southwest Missouri Camera Club**

<https://www.facebook.com/swmocameraclub>

**SUPPORT SWMCC through our PUBLIC SOCIAL MEDIA SITES**

# **SWMCC 2024 BOARD MEMBERS**

**President**



**Susan Gettys**

**Vice President**



**Jana Anderson**

**Secretary**



**Linda Wise**

**Treasurer**



**Elaine Miller**

**Exhibitions**

**Field Trip**



**Cynthia June**

**Co-Field Trip**



**David Eslick**

**Past President**



**Summer McFall**

**Vacant  
Position**

**Publicity**



**Lori Decker**

**Quarterly  
Competitions**



**Mary Edna  
Wilson**

**Scavenger Hunt**



**Jane Ballard**

**Second  
Thursday**



**David Stotts**

**Web  
Administrator**



**Teresa  
Brown**