

March 2024



# Photogram



David Strong





## Table of Contents

Page 1.....	Cover by David Strong	Featured Artist
Page 2.....	Table of Contents Images	by David Strong
Page 3-4.....	<b>Presidents</b>	Page
Page 5-6.....	March Meetings and Events	
Page 7.....	Spring Scavenger Hunt	
Page 8-12.....	PSA 2nd Round Club Competition Entries	
Page 13.....	PSA Merit Award Images	
Page 14-15.....	Featured Artist David Strong	
Page 16.....	2nd Thursday Chairman	
Page 17-18.....	Exhibition Chairman	
Page 19 .....	Social Media Page	
Page 20.....	Board Members	

## Welcome New Members...

**Jo Bolton Amanda Foster Kristin Hanna Donna Rae Johnson**

**Leslie Lingenfelser Brenda and Wesley Putman Julia Warner**

**Michelle Woodruff**



## Why did you join a camera club? By Susan Gettys, SWMCC President

For me, it was to learn how to improve the craft of photography. I have been a member for about 11 years, and my photography has improved over those years. I started entering competitions to get feedback on my photography. I felt like I had arrived when one of my photos was chosen as the 2017 Basic Photograph of the Year. It was a picture I had taken at Babcock Mill, near the New River Gorge National Park. I kept entering competitions, scavenger hunts, and theme challenges, any opportunity that was available to gain feedback on how I could make my photos better. I felt like I had arrived when I earned enough points during competitions to be named Basic Photographer of the Year in 2019.



### 2019 Competition Photos

“Out to Pasture”



“At Ease on Alert”



“Good as New”



“Mystical Land”





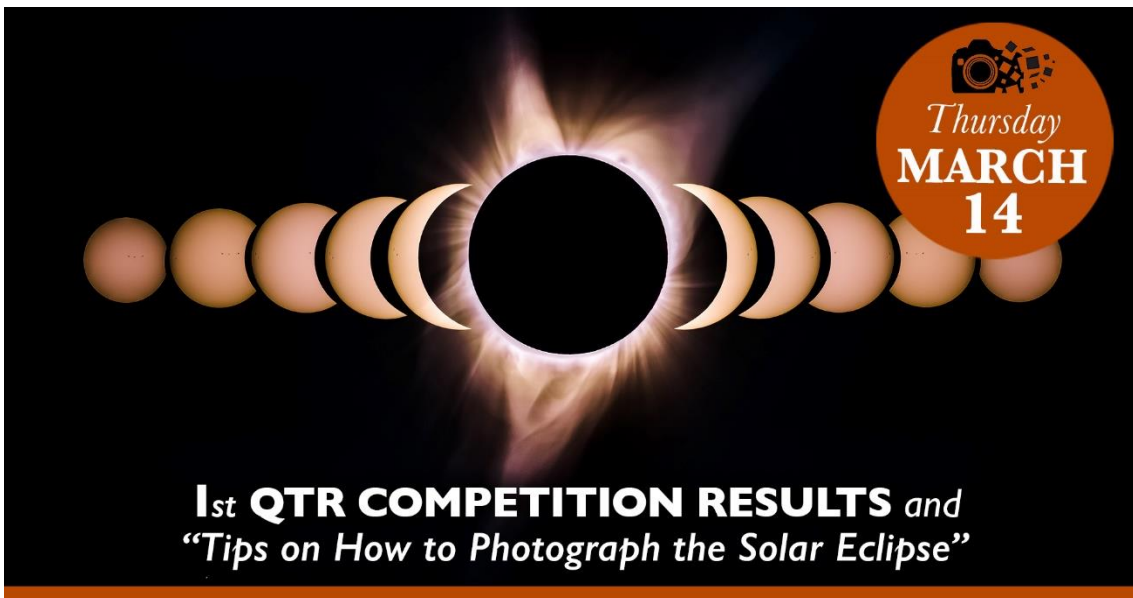
I enjoy sharing my photos with other photographers, and I had fun writing my article for the February Photogram, pulling out some of the photos that I enjoy. Alas, a few days after I had submitted my article, I received the February issue of the Photographic Society of America (PSA) Journal. As I was looking through the magazine at the photos there, I thought, wow, I still have a long way to go. As I continued to reflect on my photography compared to the photography in the magazine, I thought, I'm not ashamed to put my photography out there. It's a great example for members of our club who may feel like - "I am not the best photographer. I'm reluctant to share my photos." We are all here to learn. It's good to share your photos, no matter if you are at the beginner level, the intermediate level, at the advanced level, or anywhere in between. Sharing photos should bring us joy. Sharing photos is a way to gain feedback and improve.

I really like a quote that I saw in this issue of the PSA journal. It says, "Photography isn't about just pushing that button. It's about the experience of being there," by Don McCullin. I wholeheartedly agree with this quote. Being out with a group of fellow photographers, taking photos, and experiencing being there in the midst of others who enjoy the same thing that I do is a reason to go on field trips, to go on the super trip, to call a friend and say, "Hey, wanna go shoot at the Botanical Garden today?" I get joy out of the friendships that I have through camera club and the camaraderie that we build when we go shoot together. So, while I joined to learn to become a better photographer, I have picked up lots of tips through presentations and courses I've taken, but also from being with fellow photographers. I am not afraid to say, "I like how your photo turned out. What settings did you use?" Here are a few photos showing club members having great fun on field trips and helping each other. That's why I joined the camera club!





## MARCH MEETINGS AND EVENTS



**March 14, 2024 Meeting**

at the Library Center


**7:00 p.m. Speaker** (following presentation of quarterly results):

**Jacob Woollard**

Instructor for Bedford School of Imaging

**Topic: Solar Eclipse Photography**

Following a video about photographing the Solar Eclipse, Jacob will demonstrate some of the equipment needed to photograph the solar eclipse.



### **Brennen Nicole Photography Milky Way Workshop**

**At Lost Valley Park in Ponca, Arkansas**

**9:30 p.m. to 1:00 a.m. June 7th with backup date of June 8th**

**Limited spots available. Cost of workshop: \$65**

We hope you can join us at our Milky Way Workshop! The location we will be shooting from is a flat, grassy area, very close to parking. Members signing up for the workshop will receive an email copy of her milky way course. Our in-person training will encompass *how to shoot the milky way-including correct camera settings for stars, night focusing tips, how to set up composition at night, the basics of stacking photos & post processing, low level lighting and light painting*. Contact Jana Anderson with any questions at [jana.p.anderson@gmail.com](mailto:jana.p.anderson@gmail.com) or through Facebook messenger.





## **March 28, 2024 Meeting**

at the Library Center

**7:00 p.m. Speaker via Zoom: Hazel Meredith**

Award-winning photographer, Speaker, and Competition judge

### **Topic: Creativity with Your SmartPhone**

Creative processing isn't limited to our desktop computers! Learn to create exciting, creative images on your smart phone! She will explore some of her favorite apps for creative processing including Snapseed, DistressedFx+, Image Blender, Retouch, and the JixiPix suite of apps (many apps are both iPhone/Android).

In addition to Photography and Teaching, Hazel Meredith has written two eBooks on working with textures, and released two creative courses. She and her husband, Dave, produce the "Virtual Creative Photography Conference" with attendees from around the world.

She is actively involved with the photographic community and has held leadership roles and received honorary distinctions from several organizations. In the Fall of 2020, she was the recipient of the *Ashbrook Award for Digital Imaging Instruction* from the Photographic Society of America.

Additional information can be found at:  
<https://meredithimages.wordpress.com/>



# SPRING SCAVENGER HUNT

## Spring Scavenger Hunt 2024

Our first Scavenger Hunt of the year is open now! There are six categories from which you may choose four categories to enter. Deadline to enter the Spring Scavenger Hunt is midnight on April 11. Please rename your entries with the title of your image and resize them to our PSA standard of 1920 wide for landscape orientation images OR 1080 tall for portrait orientation images. NO watermarks please! Email them to [jane@janeballard.com](mailto:jane@janeballard.com)

### Our categories this Spring are:

- Friends in Low Places - create an image from a low angle or vantage point
- Letters - create several images from nature or objects, but NOT from signs, and spell at least a three letter word
- Mirror Image - create an image, then in post processing, create a mirror image of it and marry the two images together
- What Am I? - create a close up or different angle of something that will make us guess what it is, then take a full view of it to show us what it really is - send me both images!
- What's for Dinner? - create an image of your dinner - either at home or in a restaurant - but be creative! NO snapshots! Make it a PORTRAIT of your dinner!
- Your Favorite Beatles Song - There are HUNDREDS of Beatles songs! Pick your favorite and create an image based on the title

Create several images of LETTERS found in Nature or in Objects and SPELL at least a three letter WORD





## PSA Interclub Competition Round Two

For our second PSA Interclub Competition, we had 87 entries, compared to 50 images entered in Round One. Our membership voting selected six images in each of five categories to be submitted to PSA. We don't have the results yet from Round Two, but Round Three images are due by March 1!

### Color images





## Monochrome images






## Nature images





## Photo Travel images





## Photo Journalism



# PSA MERIT AWARDS



**PID Color Competition**

**2023-2024**

Round Two, Group F

**"Fighting for Dominance"**

**David Strong**

*Southwest Missouri Camera Club*



Nancy Speaker, APSA, PPSA  
PSA Interclub Director

Nancy Speaker, APSA, PPSA &  
Alice Marie Way PID Color Directors

**Merit Award**



**PID Color Competition**

**2023-2024**

Round Two, Group F

**"Effervescent Pencils"**

**Suzanne Walker**

*Southwest Missouri Camera Club*



Nancy Speaker, APSA, PPSA  
PSA Interclub Director

Nancy Speaker, APSA, PPSA &  
Alice Marie Way PID Color Directors

**Merit Award**



## FEATURED PHOTOGRAPHER FOR MARCH

### DAVID STRONG



My first experience with photography was back in high school yearbook classes where I was taught how to run a black & white darkroom and how to use a Yashica Mat 124 twin lens reflex camera to take photos for the yearbook. Needless to say, that old camera was not the best for shooting basketball and I dreamed of someday using a 35mm SLR. The school couldn't afford and nor could I so that was just a dream. After graduating from high school, getting married and joining the Air Force, photography was put on the back burner. I did manage to buy a Canon SLR just before leaving the Air Force but it was only used for birthdays and family events.



Around the year 2000, I got a Canon digital point and shoot and discovered that with no film to develop I could play all I wanted to and the photography fever came back. In 2005, I bought my first digital SLR a Nikon D50. I then joined the camera club and it has been my main hobby ever since.

After joining the club and going on field trips and Super Trips, my main interest was landscapes, with a focus on mountains and waterfalls.



As my grandkids started playing sports like T-ball and basketball, I realized that I needed to learn to shoot action. I met the Springfield Roller Girls at a chili cook-off and they invited me to take photos of their bouts and practices. This was when I learned that I knew little to nothing about photography so the challenge was on! This was also where I realized that I love shooting people and capturing action.



To photograph the roller derby, I had to learn to use “off camera flash” to capture the fast action in the dark rinks. This proved to be a challenge but it was one I enjoyed. I also started working with models and working with studio lighting. This is something I love, trying to sculpt a face with light. I even added in shooting weddings for a few years which was fun but a lot of work! And then, to add to the mix, I started helping a friend shoot rodeos which also became a passion.



I retired in 2019 and we started traveling. I have gone back to landscape and wildlife images and try and manage to shoot a few rodeos whenever I can. I still love capturing people's emotions and action shots. We have been fortunate to spend several summers in and around Yellowstone National Park which has been great for wildlife photography. I have learned to love trying to capture bears and eagles. While back in Missouri I have mainly focused on eagles and osprey. Learning to capture them in flight has been another challenge and is keeping me very busy.





## 2ND THURSDAY CHAIRMAN DAVID STOTTS

Friends,

If you are anything like me, I absolutely hate winter. It is cold and I would much rather be warm. With that said, spring seems to be just around the corner. “Halleluiaah.”

With spring comes some of the best opportunities for taking photographs. Some of us delight in making flower masterpieces. Others jump at the chance to advantage of nature at its best. I have a friend who likes to take photographs of the new babies that always come with the spring and early summer. Whatever ever the genre you enjoy, each of them takes some practice. How do you get to Carnegie Hall? Practice, practice, practice.

Now is the time to practice our basic skills. White balance, depth of field, lighting, and composition. It is also a good time to find the “sweet spot” in your lenses. Do you know at what aperture each of your lenses are the sharpest? A few pics of a ruler and you will surely know.

So, find a spot in a room, take over the kitchen table for an hour or two, and play a bit. Still life photos are a good choice. No doubt you can work on all of these things with still life photography. Along with all of these skills some of us like the editing. If you take a few pics to hone our skills, then you have the opportunity to hone your editing skills. Carnegie Hall might be just be possible.

David Stotts




# EXHIBITIONS



Hello, everyone!

Our current club exhibit is hanging at the Springfield Conservation Nature Center. I haven't gotten over there to take a photo of it yet, but you all please swing by and take a look for yourselves. This is the first time we've been there in a couple of years and it is a very public venue, so a big thanks to everyone who provided photos, helped frame them and carted them over.

While we're on the subject, a HUGE shoutout to Elaine Miller who provided framing for all the club shows for the past year. You all do not know everything that went into that task. It might be a good indication that no one else wanted to do it, so be sure and tell her how much you appreciate her efforts when you see her next.



From now on, you'll need to submit framed photos for team and club shows. The Black or White mat rules and 16x20 outer dimensions still apply.

Please find simple black 16x20 frames for your photos when we have club shows so when we display everything looks somewhat uniform.



I hope you are planning your photos for the Park Central Library show **Spring Flowers or Trees**. You must drop off your **FRAMED** photos on March 30<sup>th</sup> close to 1:00. We'll hang from 1:00 to 3:00 so stick around and help if you can. This is a First Friday venue, so it gets good traffic during the opening Friday, April 1<sup>st</sup> (no fooling). I will be giving a talk on how to photograph flowers that evening.

The Botanical Center photos will still only need to be matted and not framed. For those eight photos, we will continue to use club frames.

Another big shoutout to Stephanie Davenport and Rachelle Leonardo for taking on the task of gathering and hanging the photos at this location.

Please help them out by submitting your forms and photos early. Again, you may not realize how much work goes into each of these tasks and your cooperation makes life so much easier.



So, finally, the new team shows are starting up and many are in planning phases. For these, you, as a team can decide your presentation format. So, those of you who only have metal or whatever can work with your team to figure all of that out. Try to remain consistent and represent the club (and yourselves) well by putting together a professional presentation.






Our first team show is hung! Stephanie Davenport and LuAnn Smith have their show hanging at the Republic Library.

Their opening is Saturday, March 30<sup>th</sup>! Please come out and support them. It's so nice to see friendly faces when you are out there being brave with your photos. Seriously.

Their opening is on 3/30 from 10:00 am to 11:30 am. They are giving a talk on Photography Basics for an Ozark Adventure at 10:30 am.

Go show them some love.

Remember you can put prices on your photos. And, if you make sure to submit your forms in advance to [valeriespringfieldphoto@gmail.com](mailto:valeriespringfieldphoto@gmail.com) I'll make sure your price and contact information are on the label so someone knows how to reach you if they want to make a purchase.

Check out the  calendar to plan your photo shoots for upcoming shows so you can have your submissions ready to roll!



**PHOTO SPIVA  
MARCH 17TH-MAY 13TH  
JOPLIN, MO**

**RECEPTION MARCH 17TH  
5:30-7:30**

**CONGRATULATIONS  
VALERIE!**

**THESE TWO IMAGES  
WERE ACCEPTED FOR  
THE EXHIBITION**



## SOCIAL MEDIA

New 2024 Website Passcode: **GreatShot!**



**PRIVATE GROUP**  
for MEMBERS ONLY

**Southwest Missouri Camera Club**  
(Paid Members Only Group)

[www.facebook.com/groups/swmcc](http://www.facebook.com/groups/swmcc)



### To Find Current Announcements & Club News:


- Go to the Facebook Members' Group (above). We recommend that you bookmark this in your browser.
- In MENU BAR below cover image (shown above), click **Featured**.
- Scroll through current posts to locate details of current meetings, competitions, field trips, exhibits as well as other club news items.
- If you have trouble locating what you are looking for, please feel free to post a question in the group or contact the appropriate chairperson through Facebook messenger.

**WEBSITE ACCESS to MEMBERS ONLY INFORMATION**

[www.swmocameraclub.org](http://www.swmocameraclub.org)



home about calendar activities join club/payments contact **members only**



### To Find Details related to Competition & Exhibits (instructions, submission forms, etc):

- Go to the SWMCC website (top of column). We recommend that you bookmark this website.
- In MENU BAR at top of landing page (shown above), click MEMBERS ONLY.
- Enter the 2024 MEMBERS ONLY PASSCODE: **GreatShot!** (includes exclamation point)
- Scroll the page for instructions and button links to relevant documents available to view or download.



@SWMCC\_cameraclub

[https://www.instagram.com/SWMCC\\_cameraclub](https://www.instagram.com/SWMCC_cameraclub)



**Southwest Missouri Camera Club**

<https://www.facebook.com/swmocameraclub>

**SUPPORT SWMCC through our PUBLIC SOCIAL MEDIA SITES**



# **SWMCC 2024 BOARD MEMBERS**

## **President**



**Susan Gettys**

## **Vice President**



**Jana Anderson**

## **Secretary**



**Linda Wise**

## **Treasurer**



**Elaine Miller**

## **Exhibitions**



**Valerie Rippee**

## **Field Trip**



**Cynthia June**

## **Co-Field Trip**



**David Eslick**

## **Past President**



**Summer McFall**

## **Publicity**



**Lori Decker**

## **Quarterly Competitions**




**Mary Edna  
Wilson**

## **Scavenger Hunt**



**Jane Ballard**

## **Second Thursday**



**David Stotts**

## **Web Administrator**



**Teresa  
Brown**